



How Much Do Private Citizens and LGUs Spend to Protect Public Water?

Joe Shneider
October 5, 2016



Clean Exclusive Underestimated

The data is as clean as we can make it. Duplicates removed, mistakes corrected, etc.

The data is exclusive. No one else has this kind of data, this amount of data, or as detailed of data

The spending we show is lower than it really is. We don't know how much is missing... but here are some pockets of data that we are missing:

Missing data from many of our COLAs: Cook County COLA, Douglas County COLA, Meeker County COLA, PICKM COLA, Wright County COLA

No data from marinas nor service provider billings for decontaminating boats

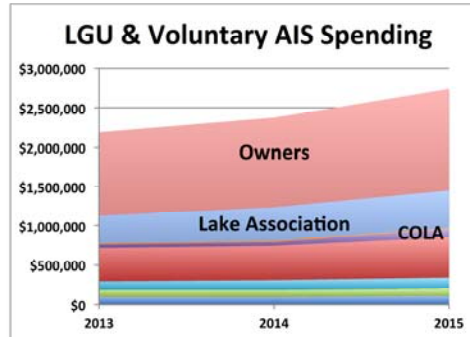
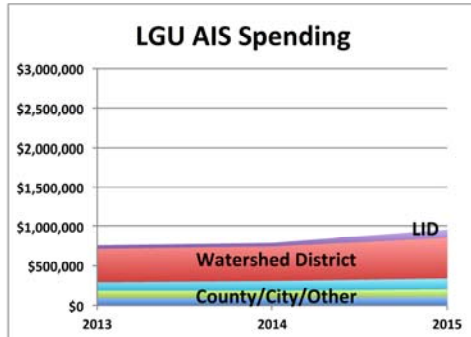


Survey approach

- Sent from MN COLA and MLR
- Asked simple questions about non-State spending
 - Who? What? When? Where?
- Cleansed over 400 pieces of data
 - 87% of data came from Becker, Cass, SW Metro, Hubbard, Itasca, Stearns and WAPOA
- Analyzed & charted for presentation



Who is spending money?



Top LGU spenders	
SW Metro	636,666
Becker	114,088
Hubbard	70,000

86%

Top Voluntary spenders	
SW Metro	1,159,316
Crow Wing	195,528
Hubbard	94,625
Stearns	70,250

82%

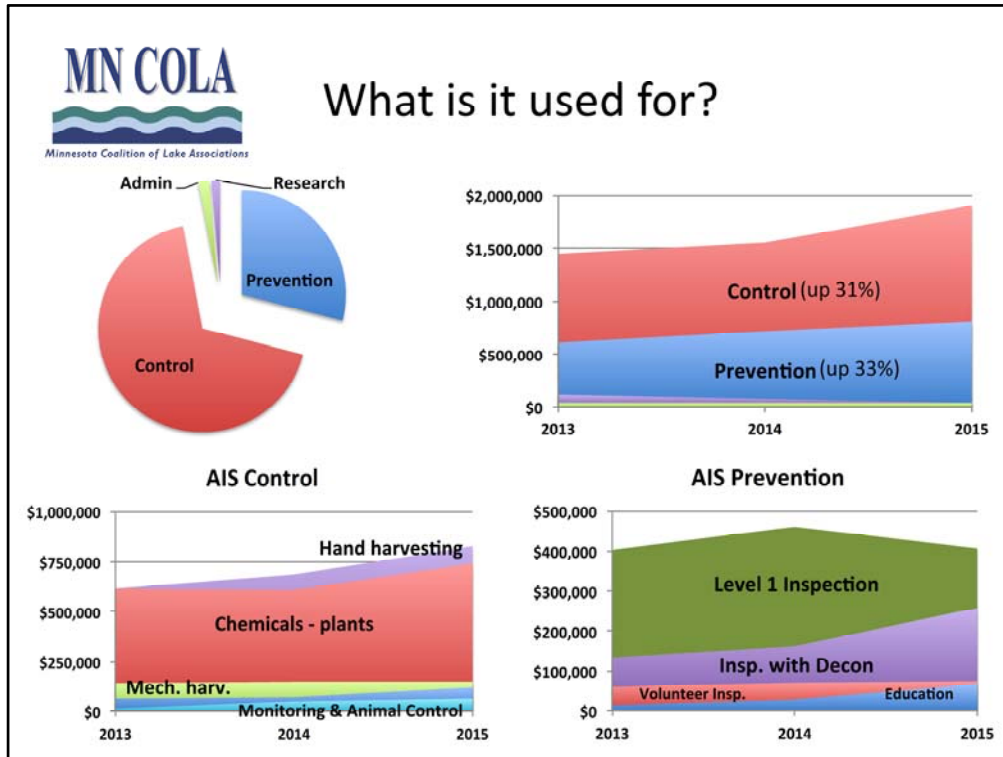
LGU spending went down modestly with the introduction of the State AIS Program Aid

SW Metro LGU's are spending nearly 6 times the next biggest area: Becker County)

Lake associations are now spending nearly as much as Watershed Districts... half a million a year. Homeowners are spending over twice as much as either of them... over \$1¼ million

LGU spending is much higher than our prior survey (2010 – 2012) where

Voluntary spending compared to the prior survey is....



Pie cart is the 2015 mix

Chart to right is what it looks like over time.

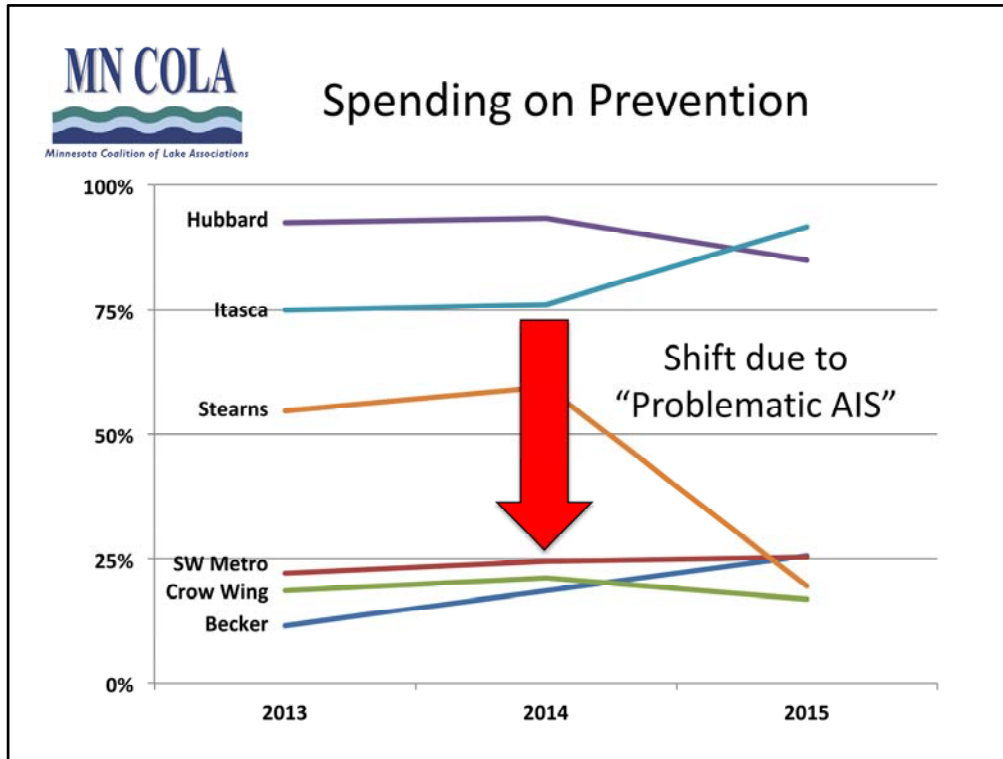
Both Control and Prevention are growing by over 30% over the last 3 years.

Bottom breaks down the spending for Control & Prevention

Control of Plants up by 25% on a base of \$1,375,000

AIS Monitoring up over 100% , but still small

What shifts are we seeing in this survey? Versus the prior survey?



Areas without AIS focus on prevention

Areas with AIS focus on control, in order to “be able to live with it”

Stearns may have made the shift with the introduction of Starry Stonewort, joining the ranks of those with AIS.

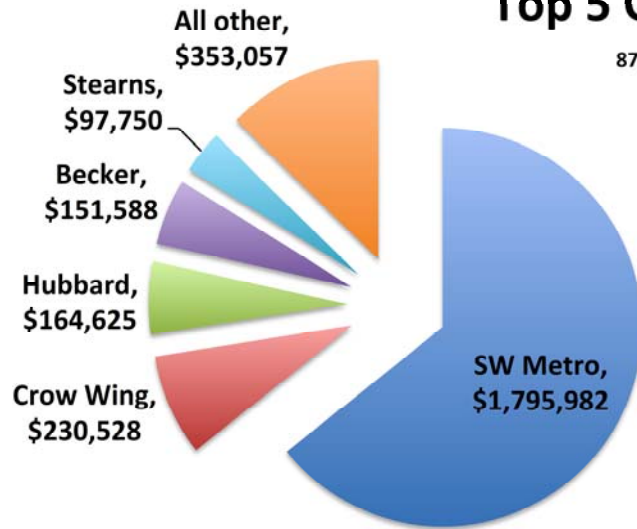
While this shift is understandable, it reduces protection to the lakes, unless it is accompanied by an increase in overall spending



Where is the money spent?

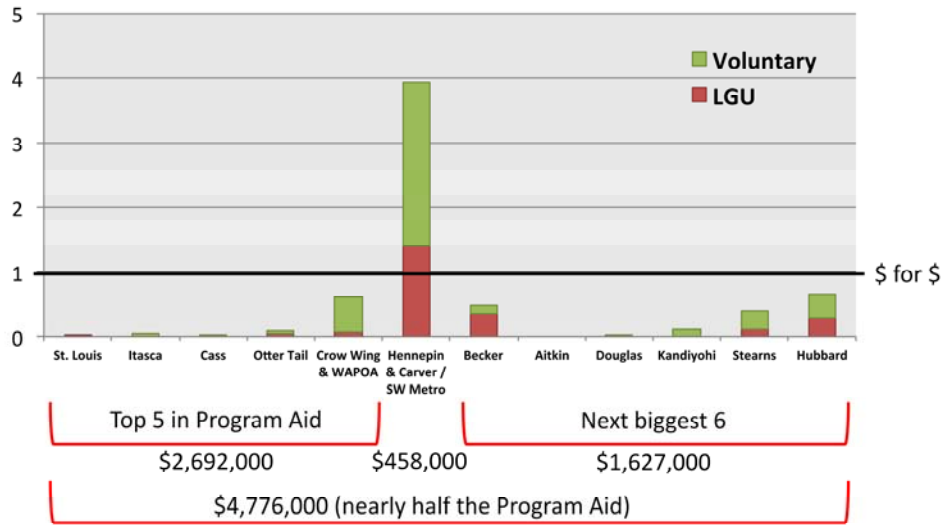
Top 5 Geographies

87% of the total





Spending vs. County Program Aid



This shows the spending disconnect vis-à-vis the County Program Aid.

Are there Policy implications?



“Clean, Exclusive, & Underestimated”